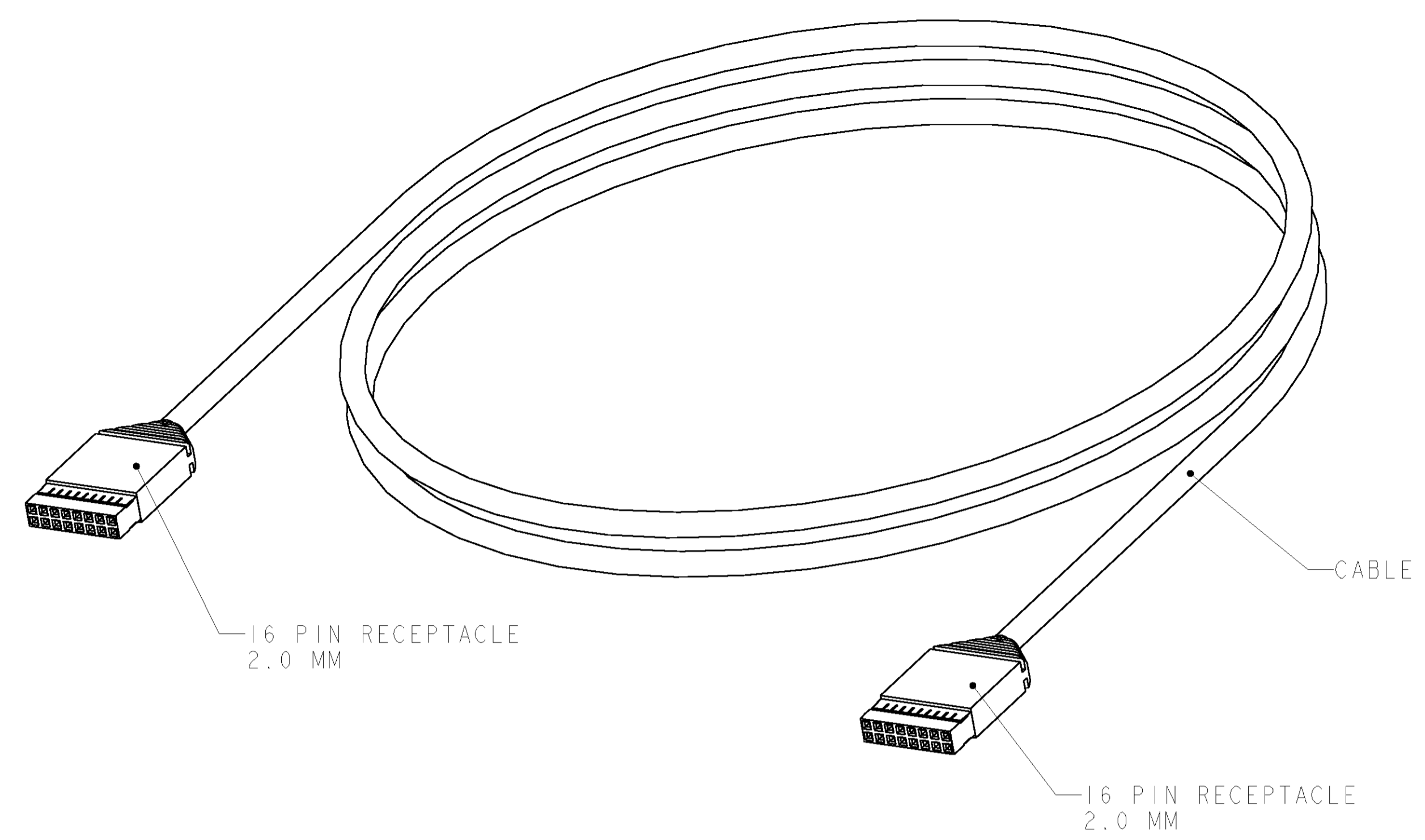
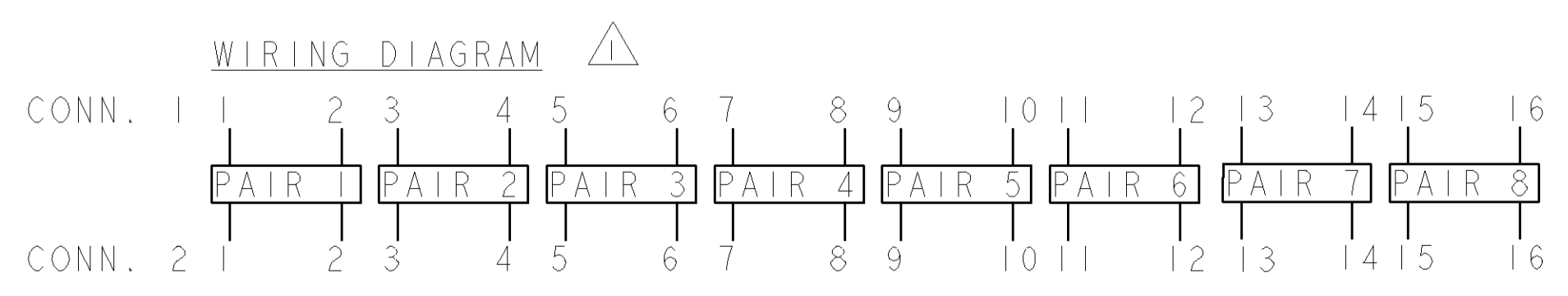
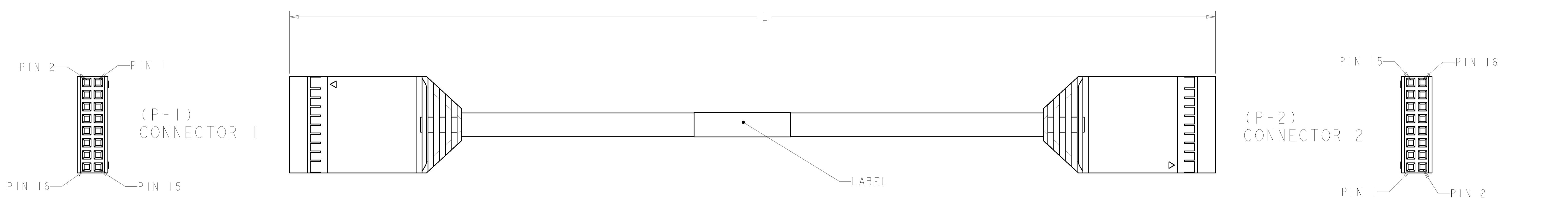


LOC		DIST		REVISIONS			
P	LTR	DESCRIPTION	DATE	DWN	APVD		
A		RLSD: NPR NS005-110	06OCT2005	GG	MD		
B		REV: ECO-05-015117	16DEC2005	GG	MD		



△ CABLE ASSEMBLY SHALL BE WIRED PER WIRING DIAGRAM.
 △ DIMENSIONS ARE MAXIMUM.



100	30632.4 [1206.00]	9-1499686-9
75	23012.4 [906.00]	7-1499686-5
50	15392.4 [606.00]	5-1499686-0
25	7772.4 [306.00]	2-1499686-5
14	4419.6 [174.00]	1-1499686-4
10	3200.4 [126.00]	1-1499686-0
7	2286.0 [90.00]	1499686-7
4	1371.6 [54.00]	1499686-4
FEET	L	PART NO.

<small>THE DIMENSIONS OF CONNECTORS SHOWN ON THIS DRAWING ARE APPROXIMATE. THE DIMENSIONS TO BE USED FOR THE DESIGNING AND MANUFACTURING ORGANIZATION SHOULD BE CONTACTED FOR THE CORRECT POSITION.</small>		DWN: G. GARRETT 06OCT2005 ENR: M. DELPHIAS 06OCT2005 APVD: M. DELPHIAS 06OCT2005	tyco Electronics Tyco Electronics Harrisburg, PA 17105-3608
DIMENSIONS: MM [INCH]	TOLERANCES UNLESS OTHERWISE SPECIFIED: 0 PLC ± 1 PLC ± 2 PLC ± 3 PLC ± 4 PLC ± ANGLES ± FINISH	NAME: AMPTRAC I/O CABLE TO PCB PRODUCT SPEC: APPLICATION SPEC: WEIGHT: CUSTOMER DRAWING	SIZE: A1 CAGE CODE: 00779 DRAWING NO: C=1499686 RESTRICTED TO:
SCALE: NTS SHEET: 1 OF 1 REV: B			